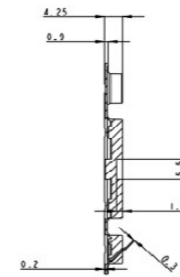



# Custom Process

1. provide Product Design



①

2D drawing file



②

3D drawing file  
STP/IGS format file




③

Actual Sample

Any one of the 3 options and customization is done

Provide product design documents, we'll quote it for you

2. make Prototype Mold And Samples



Conversion of drawing files into physical samples through molds



Making prototype mold for confirm product structure

3. sample Shipment

send physical samples to your address

4. confirm And Test

Upon receipt of the sample, please confirm and test whether the structure of the sample meets the requirements.

5. feedback And Make Production Mold

Feedback on sample information, after confirming that it's OK, make mass production molds.

6. mass Production

after completing the mass production mold, start mass production

7. complete The Order And Shipment